



Test Report: LAD-240D

240W Economical Security/ Fire Alarm PSU with Battery
Charger/UPS

■ DESIGN VERIFY TEST

Output Function Test
Input Function Test
Protection Function Test
Control Function Test
Component Stress Test

■ SAFETY & E.M.C. TEST

Safety Test
E.M.C. Test

■ RELIABILITY TEST

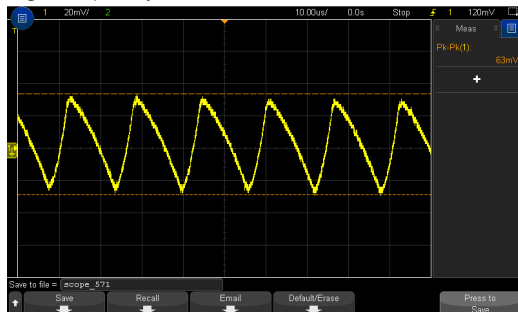
ENVIRONMENT TEST

DESIGN VERIFY TEST

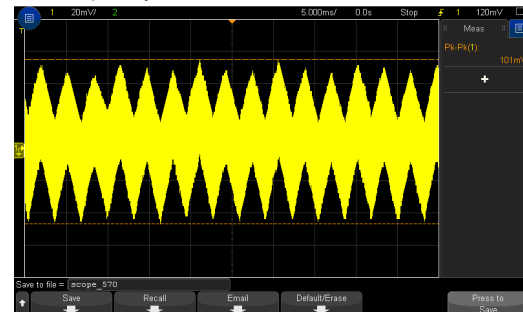
OUTPUT FUNCTION TEST

NO	TEST ITEM	SPECIFICATION	TEST CONDITION	RESULT
1	OUTPUT VOLTAGE ADJUST RANGE	CH1: 43.5 V~ 58 V	I/P : 230 VAC I/P : 115 VAC O/P : MIN LOAD Ta : 25°C	41.276V~60.65V/230VAC 41.296V~60.67V/115VAC
2	OUTPUT VOLTAGE(Max) TOLERANCE	V1: -0.5 %~ +0.5 %	I/P: 90VAC /264VAC O/P:FULL/ MIN. LOAD Ta:25°C	V1: -0.0543%~0.0724%
3	LINE REGULATION (Max)	V1: -0.5 %~ +0.5 %	I/P: 90VAC~ 264VAC O/P:FULL LOAD Ta:25°C	V1: 0%~ 0.0%
4	LOAD REGULATION(Max)	V1: -0.5 %~ +0.5 %	I/P: 230VAC O/P:FULL ~MIN LOAD Ta:25°C	V1: -0.0543%~0.0724%
5	OVER/UNDERSHOOT TEST	< ±5%	I/P: 230VAC O/P:FULL LOAD Ta:25°C	2.2 %
6	RIPPLE & NOISE(Max)	V1: 240mVp-p	I/P:230VAC O/P: TESTING LOAD Ta:25°C	V1: 101mVp-p

high frequency :

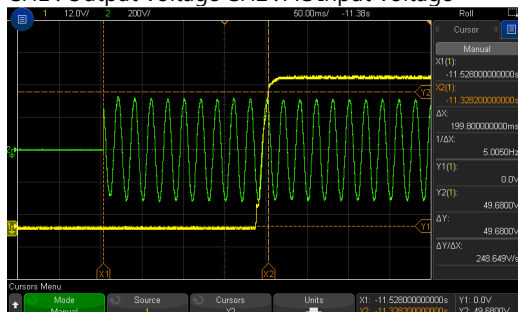


low frequency :

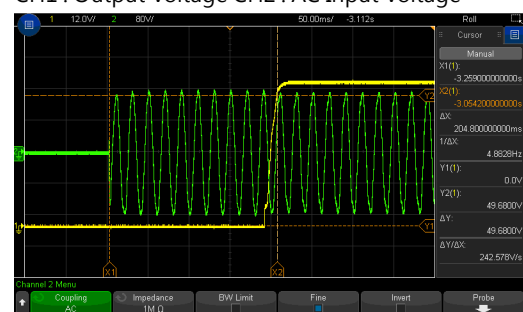


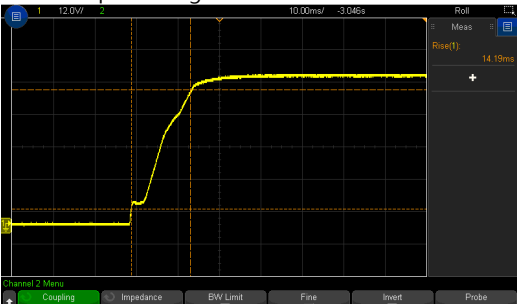
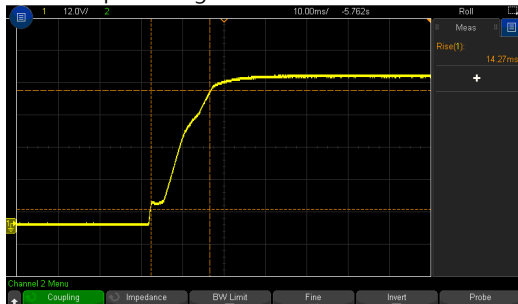
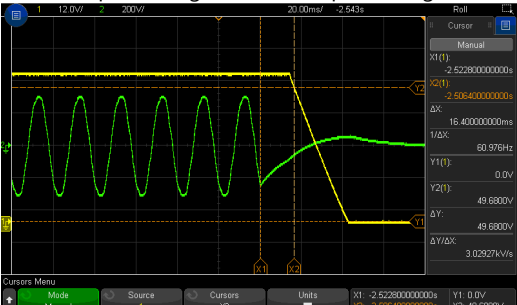
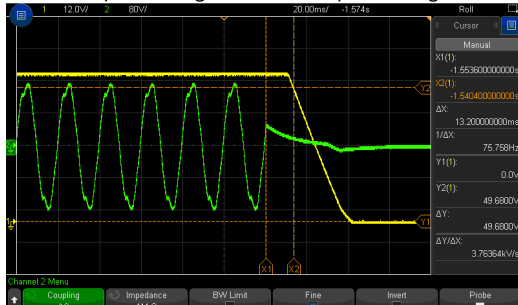
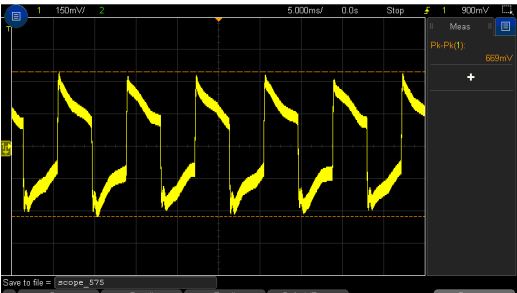
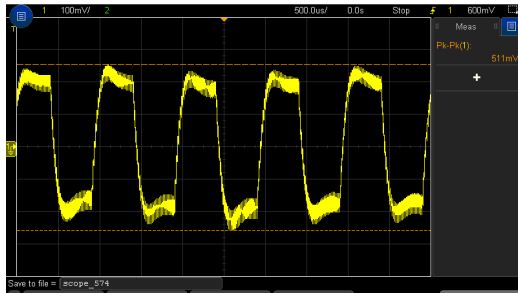
7	SET UP TIME(Max)	230VAC/2000ms 115VAC/2000ms	I/P : 230 VAC I/P : 115 VAC O/P : FULL LOAD Ta : 25°C	230VAC/ 199.8 ms 115VAC/ 204.8 ms
---	------------------	--------------------------------	--	--------------------------------------

INPUT=230VAC/50HZ @ FULL LOAD
CH1 : Output Voltage CH2 : AC Input Voltage



INPUT=115VAC/60HZ @ FULL LOAD
CH1 : Output Voltage CH2 : AC Input Voltage



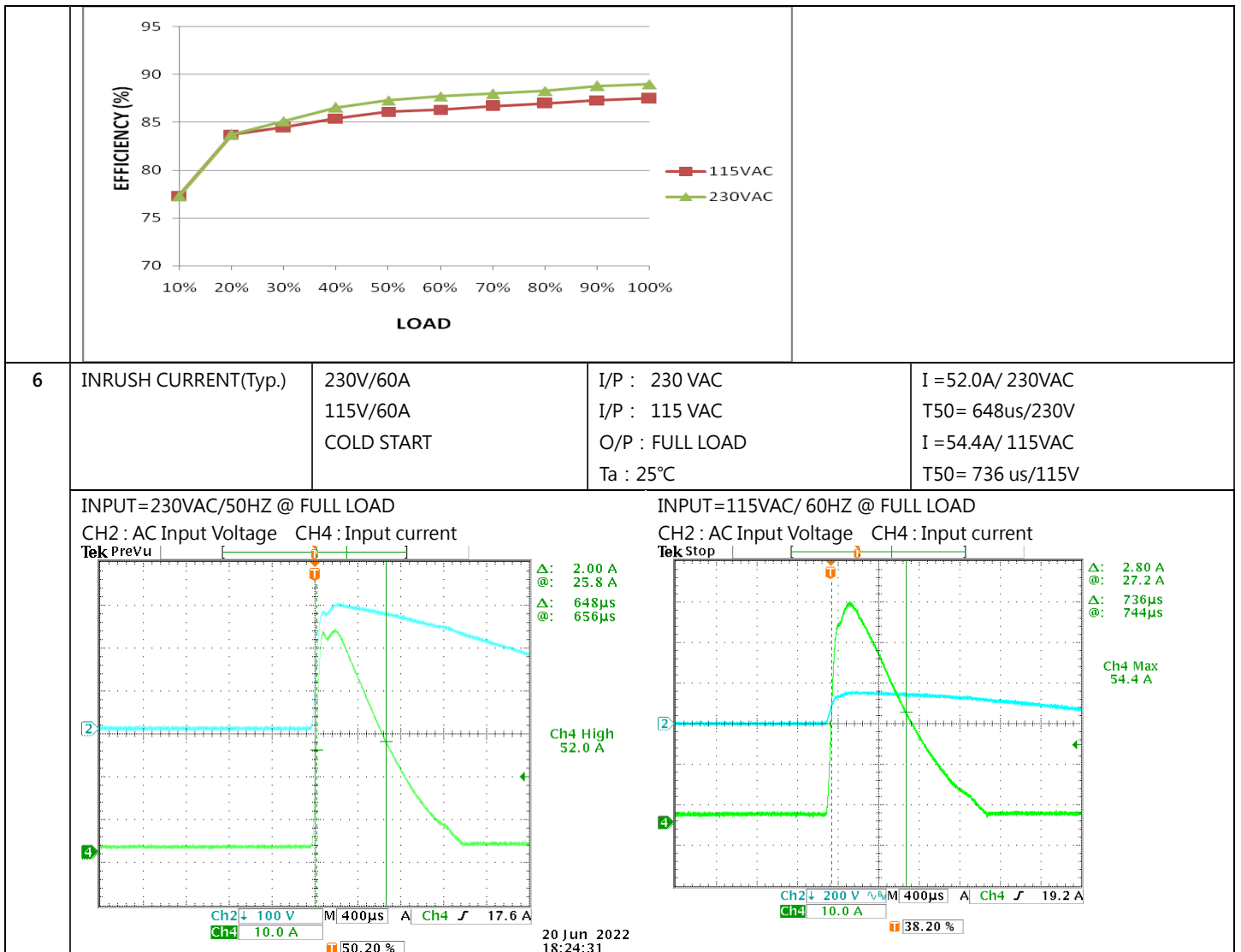
8	RISE TIME (Max)	230VAC/50ms 115VAC/50ms	I/P : 230 VAC I/P : 115 VAC O/P : FULL LOAD Ta : 25°C	230VAC/ 14.19 ms 115VAC/ 14.27 ms
<p>INPUT=230VAC/50HZ @ FULL LOAD CH1 : Output Voltage</p> 		<p>INPUT=115VAC/60HZ @ FULL LOAD CH1 : Output Voltage</p> 		
9	HOLD UP TIME (Typ.)	230VAC/16ms 115VAC/12ms	I/P : 230 VAC I/P : 115 VAC O/P : FULL LOAD Ta : 25°C	230VAC/ 16.4 ms 115VAC/ 13.2 ms
<p>INPUT=230VAC/50HZ @ FULL LOAD CH1 : Output Voltage CH2 : AC Input Voltage</p> 		<p>INPUT=115VAC/60HZ @ FULL LOAD CH1 : Output Voltage CH2 : AC Input Voltage</p> 		
10	DYNAMIC LOAD	V1: 5520mVp-p	I/P: 230VAC O/P: (1)FULL /50% LOAD 50%DUTY / 120HZ (2)FULL /50% LOAD 50%DUTY / 1KHZ Ta:25°C	669mVp-p 511mVp-p
<p>FULL /50% LOAD 50%DUTY / 120HZ</p> 		<p>FULL /50% LOAD 50%DUTY / 1KHZ</p> 		
11	TRANSIENT RECOVERY TIME	V1: 5520mVp-p	I/P: 230VAC O/P:40% LOAD CHANGE 50%DUTY/120HZ 1.25A/us	537 mVp-p



12	Battery static discharge current	After battery low protection <100uA	I/P : 230 VAC O/P : TESTING Ta : 25°C	16.08uA
13	BAT RATED CURRENT	1± 0.1A	I/P: 230VAC O/P:CV=48V Ta:25°C	0.9666A

INPUT FUNCTION TEST

NO	TEST ITEM	SPECIFICATION	TEST CONDITION	RESULT
1	INPUT VOLTAGE RANGE	90 ~ 132VAC / 180 ~ 264VAC by switch 240 ~ 370VDC (Default switch at 230VAC)	(1) I/P:TESTING O/P:FULL LOAD (2) I/P:DC TESTING(L:+ N:-) O/P: FULL / 80% LOAD (switch on 230VAC) (3) I/P:DC TESTING(L:- N:+) O/P: FULL /80% LOAD (switch on 230VAC) Ta:25°C	(1) 92.06V~132V/ FULL LOAD 87.26V~132V/ 80% LOAD 165.21V~264V / FULL LOAD (switch on 230VAC) (2) 225.5Vdc~370Vdc/FULL LOAD 225.5Vdc~370Vdc/80% LOAD (3) 225.5Vdc~370Vdc/FULL LOAD 225.5Vdc~370Vdc/80% LOAD
			I/P: switch on 115VAC : LOW-LINE-3V=87 V HIGH-LINE+15%=150V switch on 230VAC : LOW-LINE-3V=177 V HIGH-LINE+15%=300 VO/P:FULL/MIN LOAD (PLEASE CHECK DERATING CURVE) ON: 30 Sec OFF: 30 Sec 10MIN (POWER ON/OFF NO DAMAGE)	TEST: OK
2	INPUT FREQUENCY RANGE	47HZ ~63 HZ NO DAMAGE	I/P: 90 ~ 132VAC / 180 ~ 264VAC by switch O/P:FULL~MIN LOAD Ta:25°C	TEST: OK
3	INPUT CURRENT (Typ.)	230V/2.4A 115V/ 4.4A	I/P : 230 VAC I/P : 115 VAC O/P : FULL LOAD Ta : 25°C	I =2.25A/ 230VAC I =4.16A/ 115VAC
4	LEAKAGE CURRENT	< 0.5mA / 240 VAC	I/P : 240 VAC O/P : Min LOAD Ta : 25°C	0.401 mA / (PEAK) 0.185 mA / (RMS)
5	EFFICIENCY(Typ.)	88%	I/P:230 VAC O/P:FULL LOAD Ta:25°C	89.06 %
	EFFICIENCY vs LOAD			



PROTECTION FUNCTION TEST

NO	TEST ITEM	SPECIFICATION	TEST CONDITION	RESULT
1	OVER LOAD PROTECTION	CH1 : 105%~135% CH2 : 90 ~ 110% Protection type : CH1 OLP, CH2 with battery: The unit will enter to UPS mode when CH1 is around 105%~120%, when total output of CH1 + CH2 reach around 125%~135% output shuts down CH1 OLP, CH2 without battery: Shut down o/p voltage, re-power on to removed CH2 : Constant current limiting; fault condition does	I/P: 264VAC I/P: 230VAC I/P: 100VAC O/P:TESTING Ta:25°C	123.86%/ 264VAC 123.86%/ 230VAC 124.09%/100VAC Protection type : CH1 OLP, CH2 with battery: The unit will enter to UPS mode when CH1 is around 105%~120%, when total output of CH1 + CH2 reach around 125%~135% output shuts down CH1 OLP, CH2 without battery: Shut down o/p voltage, re-power on to removed CH2 : Constant current limiting; fault condition does not affect



		not affect CH1 working, recovers automatically after fault condition is removed (External fuse is mandatory in series connection with battery for protection)		CH1 working, recovers automatically after fault condition is removed (External fuse is mandatory in series connection with battery for protection)
2	OVER VOLTAGE PROTECTION	CH1: 59V~69V Protection type : Shut down o/p voltage , re-power on to removed	I/P: 264VAC I/P: 230VAC I/P: 90VAC O/P:MIN LOAD Ta:25°C	63.4V/ 264VAC 63.4V/ 230VAC 63.4V/ 90VAC Protection type : Shut down o/p voltage , re-power on to removed
3	OVER TEMPERATURE PROTECTION	Protection type : Shut down o/p voltage , re-power on to removed	I/P: 264VAC I/P: 90VAC O/P:FULL LOAD	O.T.P. Active Protection type : Shut down o/p voltage , re-power on to removed
4	BATTERY CUTOFF	43±0.5V	I/P: 230 VAC O/P:BAT. LOAD Ta:25°C	<u>42.95 V</u> ,
5	BATTERY REVERSE POLARITY	Protection type : Protected when reverse polarity , no damage, recovers automatically after fault condition is removed	I/P: 230 VAC O/P:BAT. LOAD Ta:25°C	TEST : <u>OK</u>

CONTROL FUNCTION TEST

NO	TEST ITEM	SPECIFICATION	TEST CONDITION	RESULT
1	AC OK	TTL signal, High / Open : AC Fail ; Low : AC OK ; Ice : max. 30mA@ 50VDC	I/P: 230 VAC O/P:BAT. LOAD Ta:25°C	Test: <u>OK</u>
2	DISCHARGE	TTL signal, High / Open : Charge ; Low : Discharge ; Ice : max. 30mA@ 50VDC	I/P: 230 VAC O/P:BAT. LOAD Ta:25°C	Test: <u>OK</u>
3	BATTERY FULL	TTL signal, High / Open : Battery charging ; Low : Battery full ; Ice : max. 30mA@ 50VDC	I/P: 230 VAC O/P:BAT. LOAD Ta:25°C	Test: <u>OK</u>
4	BATTERY DISCONNECT/ REVERSE POLARITY	TTL signal, High / Open : Battery connect/normal ; Low : Battery disconnect/reverse polarity; Ice : max. 30mA@ 50VDC	I/P: 230 VAC O/P:BAT. LOAD Ta:25°C	Test: <u>OK</u>
5	BATTERY LOW	TTL signal, High / Open : Battery normal ; Low : Battery low; Ice : max. 30mA@ 50VDC	I/P: 230 VAC O/P:BAT. LOAD Ta:25°C	Test: <u>OK</u>



6	FORCE START	CN2: PIN7&PIN8 SHORT	I/P: 230 VAC O/P:BAT. LOAD Ta:25°C	TEST : <u>OK</u>
---	-------------	----------------------	--	------------------

COMPONENT STRESS TEST

NO	TEST ITEM	SPECIFICATION	TEST CONDITION	RESULT
1	PWM Transistor (D to S) or (C to E) Peak Voltage	Q 1/Q2 Rated : 13 A/ 600 V	AC ON/OFF I/P: High-Line +3V =267V VDS: O/P:(1) Full Load (2) Output Short (3) Dynamic Load Full Load/ Min. Load 90%Duty/1KHz (4) Dynamic Load Full Load/ Min. Load 90%Duty/3KHz (5) Dynamic Load Full Load/ Min. Load 90%Duty/5KHz (6) Dynamic Load 100% Load/ Min. Load 50%Duty/120Hz (7)0%→400% Load. Ta:25°C	Q1 Q2 VDS: (1) 522V (2) 562V (3) 518V (4) 522V (5) 514V (6) 510V (7) 498V VDS: (1) 538V (2) 562V (3) 538V (4) 534V (5) 534V (6) 526V (7) 514V
2	Diode Peak Voltage	D101 20A/400V D102 20A/600V	AC ON/OFF I/P:High-Line +3V =267V <u>Vo=Vmax</u> O/P: (1)Full Load (2)Output Short (3)Dynamic Load Full Load/ Min. Load 90%Duty/1KHz (4)Dynamic Load Full Load/ Min. Load 90%Duty/3KHz (5)Dynamic Load Full Load/ Min. Load 90%Duty/5KHz (6)Dynamic Load 100% Load/ Min. Load 50%Duty/120Hz (7)0%→400% Load. (8).NO LOAD <u>Vo=Vnormal</u> O/P: (1)Full Load Ta:25°C	D101: <u>Vo=Vmax</u> VDS: (1) 281V (2) 283V (3) 281V (4) 281V (5) 279V (6) 279V (7) 251V (8) 249V <u>Vo=Vnormal</u> (1) 279V D102: <u>Vo=Vmax</u> VDS: (1) 307V (2) 305V (3) 305V (4) 307V (5) 305V (6) 302V (7) 302V (8) 299V <u>Vo=Vnormal</u> (1) 305V
3	BAT BUCK Transistor (D to S) or (C to E) Peak Voltage	Q 304 Rated : 10A/120V	AC ON/OFF I/P:High-Line +3V = 267 V VDS : O/P: (1)CV (max)-1 (2)CV(min)=42V (3)no load	Q304 VDS : (1) 69.2V (2) 76.4V (3) 68.6V (4) 65.0V



			(4)OUTPUT SHORT Ta:25°C	
4	BAT BUCK Diode Peak Voltage	D320 Rated: 5A/ 100V	AC ON/OFF I/P:High-Line +3V = 267 V VDS : O/P: (1)CV (max)-1 (2)CV(min)=42V (3)no load (4)OUTPUT SHORT Ta:25°C	D320 VDS : (1) 57.4V (2) 57.4V (3) 57.8V (4) 57.0V
5	Input Capacitor Voltage	C5/C6 Rated: : 330 μ / 200 V	I/P:High-Line +3V =267V O/P: (1)Full Load input on/off (2) Min load input on /Off (3)Full Load /Min load Change (4)Full load continue Ta:25°C	C5 C6 (1)192V (1)188V (2)188V (2)176V (3)188V (3)174V (4)188V (4)174V
6	Control IC Voltage Test	PWM IC U1 Rated 8V~28V BAT BUCK IC U304 Rated 8.4V~30V	AC ON/OFF U1: I/P:High-Line +3V =267V O/P:(1)FULL LOAD (2) Output Short (3)O.L.P (4)O.V.P. (5)NO LOAD VRmin(Low LINE) U304: O/P: (1)CV (max)-1 (2)CV(min)=42V (3)no load (4)OUTPUT SHORT Ta:25°C	U1 (1) 19.1V (2) 19.4V (3) 19.4V (4) 19.1V (5) 18.9V U304 (1) 14.6V (2) 14.8V (3) 14.6V (4) 14.6V

■ SAFETY& E.M.C. TEST

SAFETY TEST

NO	TEST ITEM	SPECIFICATION	TEST CONDITION	RESULT
1	WITHSTAND VOLTAGE	I/P-O/P: 3KVAC/min I/P-FG :2KVAC/min O/P-FG:0.5KVAC/min	I/P-O/P: 3.6 KVAC/min I/P-FG: 2.4 KVAC/min O/P-FG:0.6 KVAC/min Ta:25°C	I/P-O/P: 2.54mA I/P-FG: 2.24mA O/P-FG: 2.66 m A NO DAMAGE
2	ISOLATION RESISTANCE	I/P-O/P:500VDC>100M Ω I/P-FG: 500VDC>100M Ω O/P-FG:500VDC>100M Ω	I/P-O/P: 600 VDC I/P-FG: 600 VDC O/P-FG: 600 VDC Ta:25°C	I/P-O/P: 9999M Ω I/P-FG: 9999M Ω O/P-FG: 9999M Ω NO DAMAGE
3	GROUNDING CONTINUITY	FG(PE) TO CHASSIS OR TRACE < 100m Ω	40A / 2min Ta:25°C	8m Ω

E.M.C TEST

NO	TEST ITEM	SPECIFICATION	TEST CONDITION	RESULT
1	CONDUCTION	BS EN/EN55032 (CISPR32), EAC TP TC 020 CLASS A	I/P : 230 VAC (50HZ) O/P : FULL/50% LOAD Ta : 25°C	PASS Test by certified Lab
2	RADIATION	BS EN/EN55032 (CISPR32), EAC TP TC 020 CLASS A	I/P : 230 VAC (50HZ) O/P : FULL LOAD Ta : 25°C	PASS Test by certified Lab
3	E.S.D	BS EN/EN61000-4-2 Level 3, 8KV air Level 2, 6KV contact	I/P : 230 VAC/50HZ O/P : FULL LOAD Ta : 25°C	<input checked="" type="checkbox"/> CRITERIA A <input type="checkbox"/> CRITERIA B
4	E.F.T	BS EN/EN61000-4-4 INPUT : 2KV	I/P : 230 VAC/50HZ O/P : FULL LOAD Ta : 25°C	<input checked="" type="checkbox"/> CRITERIA A <input type="checkbox"/> CRITERIA B
5	SURGE	BS EN/EN61000-4-5 Level 3, 1KV/Line-Line 2KV/Line-FG	I/P : 230 VAC/50HZ O/P : FULL LOAD Ta : 25°C	<input checked="" type="checkbox"/> CRITERIA A <input type="checkbox"/> CRITERIA B
6	Test by certified Lab & Test Report Prepare Any contradictions of the test results, please refer to the latest EMC test report			

■ RELIABILITY TEST

ENVIRONMENT TEST

NO	TEST ITEM	SPECIFICATION	TEST CONDITION	RESULT																																												
1	TEMPERATURE RISE TEST	MODEL : LAD-240D 1. ROOM AMBIENT BURN-IN : 2 HRS I/P : 230VAC O/P : FULL LOAD Ta= 25 °C 2. HIGH AMBIENT BURN-IN : 2 HRS I/P : 230VAC O/P : FULL LOAD Ta= 50 °C																																														
				<table border="1"> <thead> <tr> <th>NO</th> <th>Position</th> <th>ROOM AMBIENT Ta= 25 °C</th> <th>HIGH AMBIENT Ta= 50 °C</th> </tr> </thead> <tbody> <tr><td>1</td><td>ZNR1</td><td>33.0°C</td><td>58.3°C</td></tr> <tr><td>2</td><td>C1</td><td>33.1°C</td><td>58.4°C</td></tr> <tr><td>3</td><td>LF2</td><td>35.7°C</td><td>61.1°C</td></tr> <tr><td>4</td><td>RTH1</td><td>72.4°C</td><td>91.8°C</td></tr> <tr><td>5</td><td>BD1</td><td>37.7°C</td><td>62.9°C</td></tr> <tr><td>6</td><td>C5</td><td>31.2°C</td><td>56.6°C</td></tr> <tr><td>7</td><td>Q1</td><td>43.7°C</td><td>71.6°C</td></tr> <tr><td>8</td><td>RTH3</td><td>51.9°C</td><td>78.5°C</td></tr> <tr><td>9</td><td>R18</td><td>36.6°C</td><td>63.0°C</td></tr> <tr><td>10</td><td>L101</td><td>35.4°C</td><td>61.0°C</td></tr> </tbody> </table>	NO	Position	ROOM AMBIENT Ta= 25 °C	HIGH AMBIENT Ta= 50 °C	1	ZNR1	33.0°C	58.3°C	2	C1	33.1°C	58.4°C	3	LF2	35.7°C	61.1°C	4	RTH1	72.4°C	91.8°C	5	BD1	37.7°C	62.9°C	6	C5	31.2°C	56.6°C	7	Q1	43.7°C	71.6°C	8	RTH3	51.9°C	78.5°C	9	R18	36.6°C	63.0°C	10	L101	35.4°C	61.0°C
NO	Position	ROOM AMBIENT Ta= 25 °C	HIGH AMBIENT Ta= 50 °C																																													
1	ZNR1	33.0°C	58.3°C																																													
2	C1	33.1°C	58.4°C																																													
3	LF2	35.7°C	61.1°C																																													
4	RTH1	72.4°C	91.8°C																																													
5	BD1	37.7°C	62.9°C																																													
6	C5	31.2°C	56.6°C																																													
7	Q1	43.7°C	71.6°C																																													
8	RTH3	51.9°C	78.5°C																																													
9	R18	36.6°C	63.0°C																																													
10	L101	35.4°C	61.0°C																																													



		<table border="1"> <thead> <tr> <th>NO</th> <th>Position</th> <th>ROOM AMBIENT Ta= 25 °C</th> <th>HIGH AMBIENT Ta= 50 °C</th> </tr> </thead> <tbody> <tr><td>11</td><td>C37</td><td>27.8°C</td><td>53.7°C</td></tr> <tr><td>12</td><td>U2</td><td>35.7°C</td><td>61.2°C</td></tr> <tr><td>13</td><td>Q2</td><td>38.9°C</td><td>66.7°C</td></tr> <tr><td>14</td><td>D10</td><td>32.0°C</td><td>59.0°C</td></tr> <tr><td>15</td><td>T2</td><td>28.3°C</td><td>54.3°C</td></tr> <tr><td>16</td><td>T1coil</td><td>52.7°C</td><td>79.3°C</td></tr> <tr><td>17</td><td>T1core</td><td>44.9°C</td><td>70.5°C</td></tr> <tr><td>18</td><td>L100</td><td>53.1°C</td><td>80.3°C</td></tr> <tr><td>19</td><td>L301</td><td>36.9°C</td><td>62.7°C</td></tr> <tr><td>20</td><td>Q405</td><td>39.8°C</td><td>65.8°C</td></tr> <tr><td>21</td><td>RY101</td><td>33.8°C</td><td>59.9°C</td></tr> <tr><td>22</td><td>C110</td><td>33.7°C</td><td>59.0°C</td></tr> <tr><td>23</td><td>D101</td><td>44.0°C</td><td>69.8°C</td></tr> <tr><td>24</td><td>U400</td><td>41.1°C</td><td>66.9°C</td></tr> <tr><td>25</td><td>C105</td><td>35.8°C</td><td>61.4°C</td></tr> <tr><td>26</td><td>D102</td><td>63.2°C</td><td>89.0°C</td></tr> <tr><td>27</td><td>Q305</td><td>37.4°C</td><td>63.3°C</td></tr> <tr><td>28</td><td>U401</td><td>37.1°C</td><td>63.1°C</td></tr> <tr><td>29</td><td>C346</td><td>36.3°C</td><td>62.0°C</td></tr> <tr><td>30</td><td>U1</td><td>30.0°C</td><td>55.6°C</td></tr> <tr><td>31</td><td>Q30</td><td>35.8°C</td><td>61.4°C</td></tr> <tr><td>32</td><td>D30</td><td>31.7°C</td><td>57.6°C</td></tr> <tr><td>33</td><td>Q304</td><td>39.5°C</td><td>65.3°C</td></tr> <tr><td>34</td><td>Q200</td><td>54.9°C</td><td>78.0°C</td></tr> <tr><td>35</td><td>D320</td><td>38.8°C</td><td>64.4°C</td></tr> <tr><td>36</td><td>D361</td><td>57.3°C</td><td>82.1°C</td></tr> <tr><td>37</td><td>U304</td><td>48.5°C</td><td>74.0°C</td></tr> <tr><td>38</td><td>J107</td><td>41.4°C</td><td>66.9°C</td></tr> <tr><td>39</td><td>U305</td><td>43.2°C</td><td>68.5°C</td></tr> <tr><td>40</td><td>U6</td><td>45.9°C</td><td>71.2°C</td></tr> <tr><td>41</td><td>D200</td><td>37.9°C</td><td>63.4°C</td></tr> <tr><td>42</td><td>R101</td><td>43.0°C</td><td>67.7°C</td></tr> <tr><td>43</td><td>R112</td><td>76.4°C</td><td>99.7°C</td></tr> <tr><td>44</td><td>D322</td><td>37.3°C</td><td>63.1°C</td></tr> </tbody> </table>				NO	Position	ROOM AMBIENT Ta= 25 °C	HIGH AMBIENT Ta= 50 °C	11	C37	27.8°C	53.7°C	12	U2	35.7°C	61.2°C	13	Q2	38.9°C	66.7°C	14	D10	32.0°C	59.0°C	15	T2	28.3°C	54.3°C	16	T1coil	52.7°C	79.3°C	17	T1core	44.9°C	70.5°C	18	L100	53.1°C	80.3°C	19	L301	36.9°C	62.7°C	20	Q405	39.8°C	65.8°C	21	RY101	33.8°C	59.9°C	22	C110	33.7°C	59.0°C	23	D101	44.0°C	69.8°C	24	U400	41.1°C	66.9°C	25	C105	35.8°C	61.4°C	26	D102	63.2°C	89.0°C	27	Q305	37.4°C	63.3°C	28	U401	37.1°C	63.1°C	29	C346	36.3°C	62.0°C	30	U1	30.0°C	55.6°C	31	Q30	35.8°C	61.4°C	32	D30	31.7°C	57.6°C	33	Q304	39.5°C	65.3°C	34	Q200	54.9°C	78.0°C	35	D320	38.8°C	64.4°C	36	D361	57.3°C	82.1°C	37	U304	48.5°C	74.0°C	38	J107	41.4°C	66.9°C	39	U305	43.2°C	68.5°C	40	U6	45.9°C	71.2°C	41	D200	37.9°C	63.4°C	42	R101	43.0°C	67.7°C	43	R112	76.4°C	99.7°C	44	D322	37.3°C	63.1°C
NO	Position	ROOM AMBIENT Ta= 25 °C	HIGH AMBIENT Ta= 50 °C																																																																																																																																														
11	C37	27.8°C	53.7°C																																																																																																																																														
12	U2	35.7°C	61.2°C																																																																																																																																														
13	Q2	38.9°C	66.7°C																																																																																																																																														
14	D10	32.0°C	59.0°C																																																																																																																																														
15	T2	28.3°C	54.3°C																																																																																																																																														
16	T1coil	52.7°C	79.3°C																																																																																																																																														
17	T1core	44.9°C	70.5°C																																																																																																																																														
18	L100	53.1°C	80.3°C																																																																																																																																														
19	L301	36.9°C	62.7°C																																																																																																																																														
20	Q405	39.8°C	65.8°C																																																																																																																																														
21	RY101	33.8°C	59.9°C																																																																																																																																														
22	C110	33.7°C	59.0°C																																																																																																																																														
23	D101	44.0°C	69.8°C																																																																																																																																														
24	U400	41.1°C	66.9°C																																																																																																																																														
25	C105	35.8°C	61.4°C																																																																																																																																														
26	D102	63.2°C	89.0°C																																																																																																																																														
27	Q305	37.4°C	63.3°C																																																																																																																																														
28	U401	37.1°C	63.1°C																																																																																																																																														
29	C346	36.3°C	62.0°C																																																																																																																																														
30	U1	30.0°C	55.6°C																																																																																																																																														
31	Q30	35.8°C	61.4°C																																																																																																																																														
32	D30	31.7°C	57.6°C																																																																																																																																														
33	Q304	39.5°C	65.3°C																																																																																																																																														
34	Q200	54.9°C	78.0°C																																																																																																																																														
35	D320	38.8°C	64.4°C																																																																																																																																														
36	D361	57.3°C	82.1°C																																																																																																																																														
37	U304	48.5°C	74.0°C																																																																																																																																														
38	J107	41.4°C	66.9°C																																																																																																																																														
39	U305	43.2°C	68.5°C																																																																																																																																														
40	U6	45.9°C	71.2°C																																																																																																																																														
41	D200	37.9°C	63.4°C																																																																																																																																														
42	R101	43.0°C	67.7°C																																																																																																																																														
43	R112	76.4°C	99.7°C																																																																																																																																														
44	D322	37.3°C	63.1°C																																																																																																																																														
2	OVER LOAD BURN-IN TEST	NO DAMAGE 1 HOUR (MIN)	I/P : 230 VAC O/P : 115.9%LOAD Ta : 25°C	TEST : OK																																																																																																																																													
3	LOW TEMPERATURE TURN ON TEST	TURN ON AFTER 2 HOUR	I/P : 264VAC/100VAC O/P : 100 %LOAD Ta= -25°C	TEST : OK																																																																																																																																													
4	HIGH HUMIDITY HIGH TEMPERATURE HIGH VOLTAGE TURN ON TEST	AFTER 12 HOURS IN CHAMBER ON CONTROL 50 °C/95 %R.H NO DAMAGE	I/P : 272 VAC O/P : FULL LOAD Ta= 49.6 °C HUMIDITY= 95 %R.H	TEST : OK																																																																																																																																													



5	TEMPERATURE COEFFICIENT	±0.03%/°C(0~50°C)	I/P : 230 VAC O/P : FULL LOAD	±0.0067%/°C(0~50°C)
6	STORAGE TEMPERATURE TEST	-30~85°C	1. Thermal shock Temperature : -45°C~ +90°C 2. Temperature change rate : 25°C / MIN 3. Dwell time low and high temperature : 30 MIN/EACH 4. Total test cycle : 10 CYCLE 5. Input/Output condition : STATIC	
7	THERMAL SHOCK TEST	-20~50°C	1. Thermal shock Temperature : -25°C~ +55°C 2. Temperature change rate : 25°C / MIN 3. Dwell time low and high temperature : 30 MIN/EACH 4. Total test cycle : 16 CYCLE 5. Input/Output condition : 15cycle:230V/ FULL LOAD AC ON 3sec/AC OFF 1sec TEST 1cycle:230V/ FULL LOAD Burn In Test	
8	VIBRATION TEST	10 ~ 500Hz, 5G 10min./1cycle, 60min. each along X, Y, Z axes	1 Carton & 1 Set (1) Waveform : Sine Wave (2) Frequency : 10~500Hz (3) Sweep Time : 12min/sweep cycle (4) Acceleration : 6G (5) Test Time : 180min in each axis (X.Y.Z) (6) Ta : 25°C	
9	CAPACITOR LIFE CYCLE	SUPPOSE C110 IS THE MOST CRITICAL COMPONENT (1) I/P : 230VAC O/P : FULL LOAD Ta= 25 °C LIFE TIME (2) I/P : 230VAC O/P : FULL LOAD Ta= 50 °C LIFE TIME (3) I/P : 230VAC O/P : 75% LOAD Ta= 50 °C LIFE TIME (4) I/P : 230VAC O/P : 50% LOAD Ta= 50 °C LIFE TIME		(1) 1447202HRS (2) 250566.5HRS (3) 305097.5HRS (4) 334539.6HRS
10	MTBF	Conducted by Parts Stress Analysis Prediction 1394.9K hrs min. Telcordia SR-332 (Bellcore); 156.7K hrs min. MIL-HDBK-217F (25°C)		
11	Ongoing Reliability Test	I/P : 230VAC O/P : FULL LOAD TA=50°C Demonstration Mean Time Between Failure : 30,000 hours		

TEST RESULT	TESTER	REVIEW	APPROVAL
PASS	Yuwei	Liutt	Wangdz

2020.10.1 TAG-QA-009