



### ■ Features :

- Constant current mode power supply
- 180-264VAC input only
- Fully encapsulated with IP67 level (Note.5)
- Protections: Short circuit / Over voltage / Over temperature
- Cooling by free air convection
- Class II power unit, no FG
- Pass LPS
- 100% full load burn-in test
- Suitable for LED related fixture or appliance (such as LED Decoration or Advertisement devices)
- High reliability / Low cost
- 2 years warranty



### ■ GTIN CODE

MW Search: <https://www.meanwell.com/serviceGTIN.aspx>

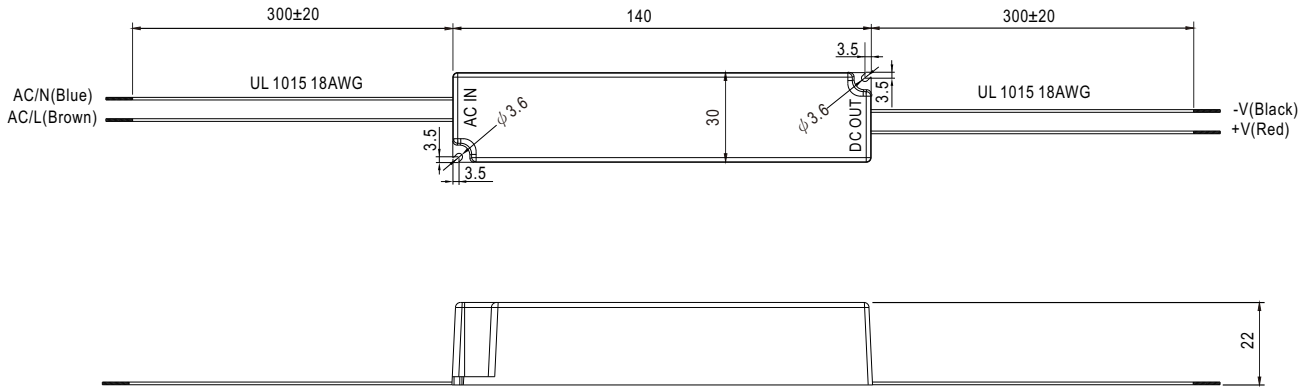


### SPECIFICATION

MODEL	LPHC-18-350	LPHC-18-700	
OUTPUT	RATED CURRENT	350mA	700mA
	CONSTANT CURRENT REGION	6~48V	6~25V
	RATED POWER	16.8W	17.5W
	CURRENT RIPPLE <small>Note.2</small>	±5%	
	VOLTAGE TOLERANCE	±5.0%	
	CURRENT ACCURACY	±8.0%	
	SETUP, RISE TIME	3600ms, 100ms / 230VAC	
	HOLD UP TIME (Typ.)	20ms/230VAC at full load	
INPUT	VOLTAGE RANGE	180 ~ 264VAC    254 ~ 370VDC	
	FREQUENCY RANGE	47 ~ 63Hz	
	EFFICIENCY(Typ.)	80%	80%
	AC CURRENT	0.3A/230VAC	
	INRUSH CURRENT(Typ.)	COLD START 50A(twidth=190µs measured at 50% Ipeak) at 230VAC	
	MAX. No. of PSUs on 16A CIRCUIT BREAKER	13 units (circuit breaker of type B) / 22 units (circuit breaker of type C) at 230VAC	
PROTECTION	LEAKAGE CURRENT	0.25mA / 240VAC	
	OVER VOLTAGE	50.4~ 60V	28.75~ 33.75V
	OVER TEMPERATURE	Tj 170°C typically (U1) Detect on main control IC	Protection type : Hiccup mode, recovers automatically after temperature goes down
ENVIRONMENT	WORKING TEMP.	-30~ +70°C (Refer to "Derating Curve")	
	WORKING HUMIDITY	20 ~ 90% RH non-condensing	
	STORAGE TEMP., HUMIDITY	-40 ~ +80°C, 10 ~ 95% RH	
	TEMP. COEFFICIENT	±0.2%/°C (0 ~ 50°C)	
	VIBRATION	10 ~ 500Hz, 2G 10min./1cycle, period for 60min. each along X, Y, Z axes	
SAFETY & EMC (Note 5)	SAFETY STANDARDS	BIS IS15885, EAC TP TC 004, IP67,LVD BS EN/EN62368-1 approved; design refer to UL1310 Class 2, CAN/CSA C22.2 No. 223-M91	
	WITHSTAND VOLTAGE	I/P-O/P:3KVAC	
	ISOLATION RESISTANCE	I/P-O/P:>100M Ohms / 500VDC / 25°C / 70% RH	
	EMC EMISSION	Compliance to BS EN/EN55032 (CISPR32) Class A, BS EN/EN61000-3-2 Class A, BS EN/EN61000-3-3, EAC TP TC 020	
	EMC IMMUNITY	Compliance to BS EN/EN61000-4-2,3,4,5,6,8,11, BS EN/EN55035, light industry level, EAC TP TC 020	
OTHERS	MTBF	7399.9K hrs min. Telcordia SR-332 (Bellcore); 1086.9Khrs min. MIL-HDBK-217F (25°C)	
	DIMENSION	140*30*22(L*W*H)	
	PACKING	0.175Kg; 70pcs/13.3Kgs/0.71CUFT	
NOTE	<p>1. All parameters NOT specially mentioned are measured at 230VAC input, rated load and 25°C of ambient temperature.</p> <p>2. Current ripple is measured 60%~100% of maximum voltage under rated power delivery.</p> <p>3. Derating may be needed under low input voltage. Please check the static characteristic for more details.</p> <p>4. The power supply is considered as a component that will be operated in combination with final equipment. Since EMC performance will be affected by the complete installation, the final equipment manufacturers must re-qualify EMC Directive on the complete installation again. (as available on <a href="https://www.meanwell.com/Upload/PDF/EMI_statement_en.pdf">https://www.meanwell.com/Upload/PDF/EMI_statement_en.pdf</a>)</p> <p>5. Suitable for indoor use or outdoor use without direct sunlight exposure.</p> <p>6. This product is not intended for LED applications in the EU.(In the EU NPF/LPF/XLG series are recommended.)</p> <p>7. To fulfill requirements of latest ErP regulation for lighting luminaires, this LED Driver can only be used behind a switch without permanently connected to mains.</p> <p>※ Product Liability Disclaimer : For detailed information, please refer to <a href="https://www.meanwell.com/serviceDisclaimer.aspx">https://www.meanwell.com/serviceDisclaimer.aspx</a></p>		

**Mechanical Specification**

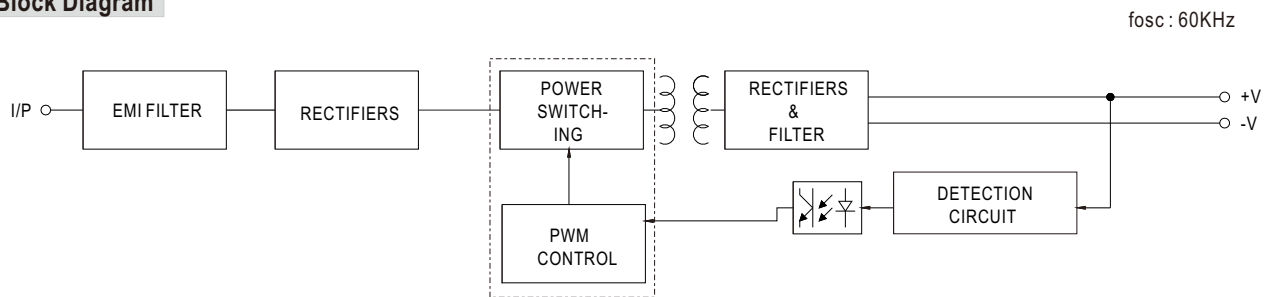
Unit:mm Tolerance:±1



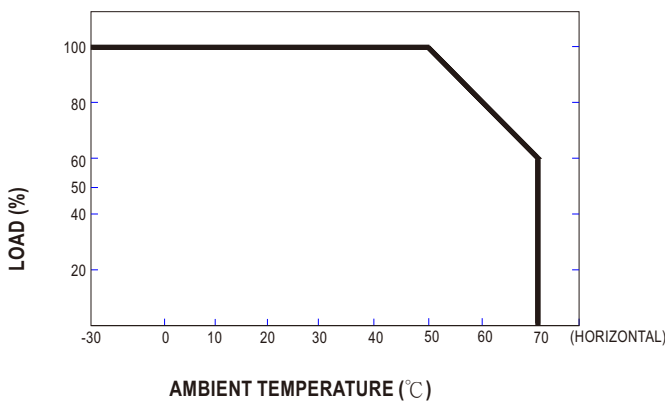
**Recommend Mounting Direction**



**Block Diagram**



**Derating Curve**



**Static Characteristics**

